

# QLEEN

PURE WATER CLEANING SYSTEMS


Version 04/2024



## Quick guide PURASTART (17042)

### 1. Setup

- Connect the tap water connection to the inlet of the PURASTART using the Gardena hose
- Open the tap of the tap water connection

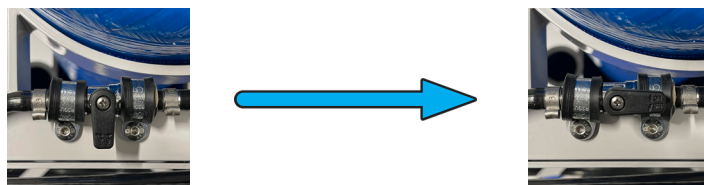


- Unwind the hose to the required length
- Connect the plug nipple to the nozzles on the brush bow
- Hook the hose into the clips on the telescopic pole



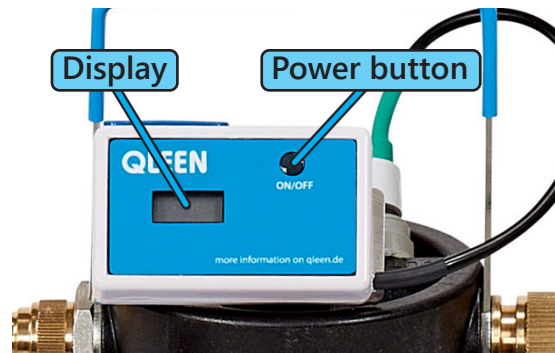
### 2. Handling

- Turn the stopcock to ,ON', after a short time the PUREWATER will flow through the nozzles on the brush



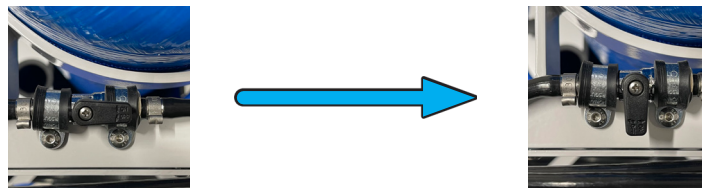
### 3. Measuring device for water quality

- Switch on with the power button, the measuring device switches off automatically after 10 minutes
- The outgoing pure water is measured and shown on the display
- We recommend changing the granulate at a value of 50  $\mu\text{S}$



### 3. After cleaning

- Close the water supply and disconnect the connections
- Drain the water from the granulate bottle
- Close the stopcock
- Wind up the hose



**LEHMANN**  
GERMAN CLEANING SYSTEMS

Karlhans Lehmann KG, Kranichstraße 2a, DE -17235 Neustrelitz

Homepage: [www.qleen.de](http://www.qleen.de)  
Phone: +49 (0)3981 48850  
E-Mail: [info@qleen.de](mailto:info@qleen.de)