



Quick Guide QLEEN PURASTART E

1. Setup

1.1 The water inlet (Fig. 1) can be connected as follows:

- With the Gardena adapter over a Gardena hose to the house water connection and then open the water inlet of the house water connection
- Remove the Gardena adapter and connect the intake hose to the machine and sink the side with the filter into the water tank

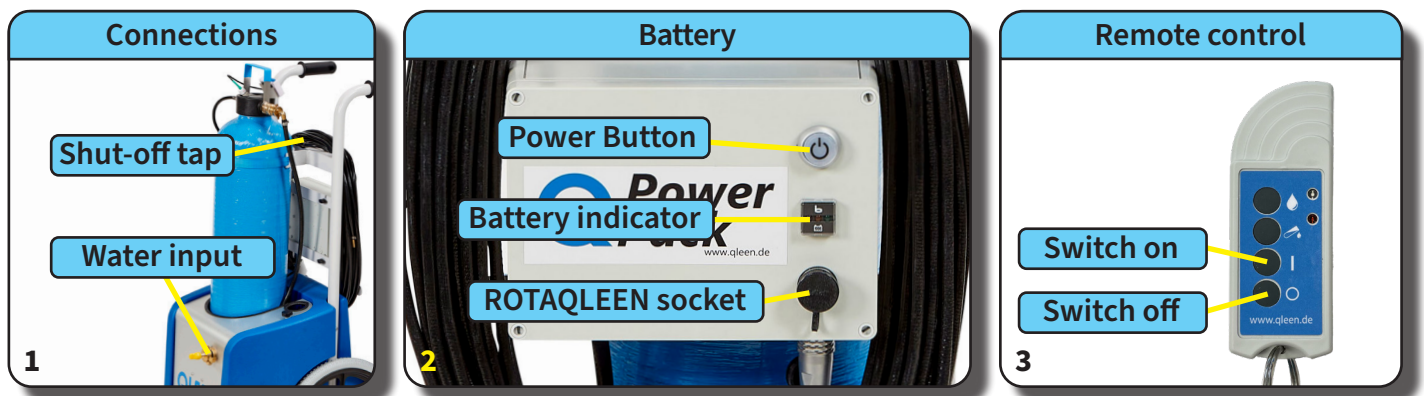
1.2 Attach the hose to the pole and to the brush bow or to the ROTAQLEEN

1.3 Connect the cable for the ROTAQLEEN to the ROTAQLEEN socket (Fig. 2) and to the ROTAQLEEN

1.4 Switch on the battery with the power button  (Fig. 2), it lights green 

1.5 The battery indicator (Fig. 2) should be green or yellow, if the indicator is red please charge the battery (see chapter 4. Charging)


1.6 The machine is set up



2. Cleaning

2.1 Open the shut-off tap (Fig. 1)

2.2 Place the ROTAQLEEN on the surface to be cleaned and hold the rod with one hand

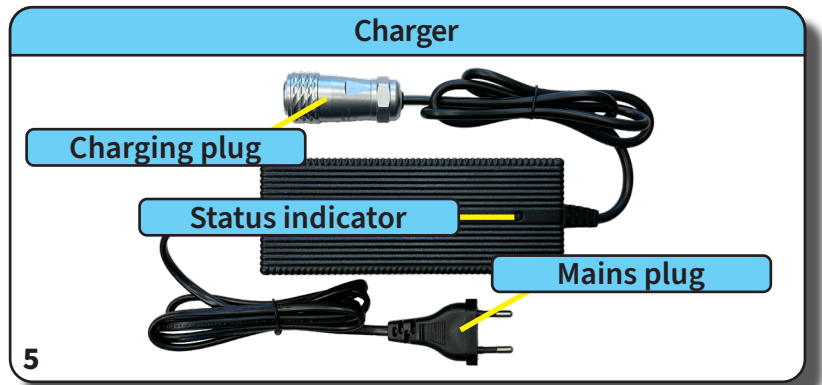

2.3 Press the button on the remote control (Fig. 3) 

2.4 The ROTAQLEEN starts



2.5 After a short time the clean water arrives at the nozzles

3. Water quality meter (Fig. 4)

- 3.1 Switch on with the **power button**, the meter switches off automatically after 10 min
- 3.2 The outgoing pure water is measured and shown on the **display**
- 3.3 We recommend changing the granulate at a value of 50 μS



4. After cleaning

- 4.1 Stop the machine with the button  on the remote control (Fig. 3)
- 4.2 Switch off the battery with the **power button**  (fig. 2)
- 4.3 Close the water supply and disconnect it
- 4.4 Drain water from the granule bottle
- 4.5 Close the **shut-off tap** (Fig. 1)
- 4.6 Roll up the hose

5. Charge

- 5.1 Connect the **charging plug** (Fig. 5) to the ROTAQLEEN socket (Fig. 2)
- 5.2 Connect the **mains plug** (Fig. 5) to the socket.
- 5.3 The **status indicator** (Fig. 5) lights up **red** during charging.
- 5.4 When the battery is fully charged, the indicator changes to **green**
- 5.5 If the **status indicator** (Fig. 5) is already **green** when plugged in, the **charging plug** (Fig. 5) is not connected to the battery correctly

LEHMANN
GERMAN CLEANING SYSTEMS

Karlhans Lehmann KG, Kranichstraße 2a, DE -17235 Neustrelitz

Homepage: www.qleen.de
Phone: **+49 (0)3981 48850**
E-Mail: info@qleen.de